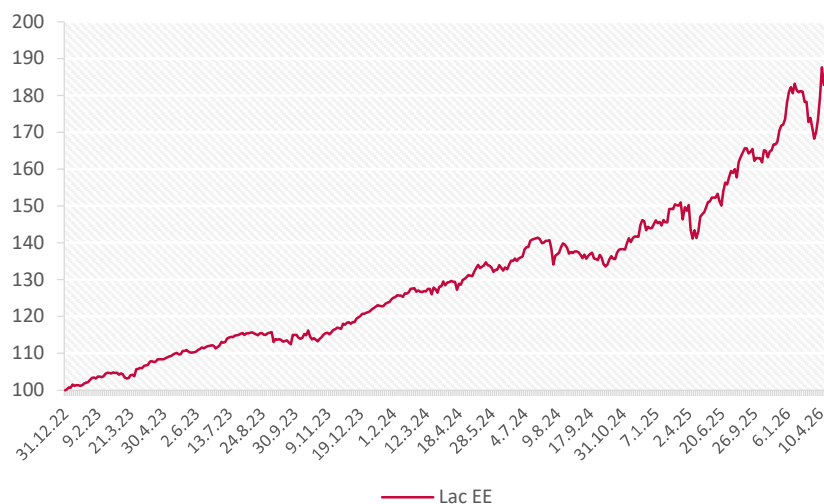


Fact Sheet - April 2026

Performance:



Returns	2026 - YTD	From Start (p.a.)
Lacuna Eastern Europe (Net EUR)	5,4%	19,9%
Eastern European Market Proxy (Net EUR)	12,4%	22,6%
European Market Proxy (Net EUR)	3,2%	11,5%

Fund Details

Name	Lacuna Eastern Europe TGV
WKN / ISIN	DE000A3E00L3
Fund Category	AIF, § 282 KAGB
Universe / Focus	Global Equities / Central and Eastern Europe, Central Asia, MENA
Investment Strategy	Active, Bottom-up
Benchmark	Benchmark-free
Fund Advisor / Manager	Lacuna Vermögen GmbH / Hendrik Kreiling
Auditor	Grant Thornton, Düsseldorf
Inception Date	01.01.2023
Currency	EUR
Total Net Assets	9.138.038 €
Initial Price	1.000,00 €
NAV	1.828,34 €
Qualified Investors	Professional, Semi-Professional
Subscription Cycle	Quarterly, Month-end
Min. Subscription	200.000 €
Redemption	Quarterly, Month-end
Exit Fee	1%, if holding period < 3 years
Fiscal-year end	30. June
Profit Allocation	Accumulating, Distribution Option
TER (running costs)	2,3%
Management Fee	1,0%
Performance Fee	10% p.a. (High Watermark)

Investment Philosophy

We aspire to achieve long-term capital appreciation by applying a fundamental-research-driven value investing approach to select equity securities and possibly on rare occasions debt securities of issuers domiciled in Central and Eastern Europe, Central Asia, and the Middle East.

While we are valuation-conscious, we don't put emphasis on style-box thinking or the value-growth dichotomy. The concept of value is multi-faceted with growth being a critical part of it. We might identify compelling value in many different forms and situations, but the unifying principle is to acquire a stock at a substantial discount to a conservative estimate of underlying intrinsic value. This principle is underpinned by a minimum required 5-year forward return potential of 15% annually and strict adherence to incorporating a margin of safety in every investment for managing the key risk of a permanent loss of investment principal. As a cornerstone of our portfolio, we seek to acquire stocks of good businesses that have the ability to compound underlying fundamental value over time, while asking for a minimum discount to the intrinsic value of 30% at the time of investment. Special situations and (deep) value stocks that trade at overly depressed statistical valuation levels will complement the portfolio mix.

We are convinced that it's hard to achieve superior long-term returns without applying thoughtful contrarianism to differ from the crowd when the odds are favorable. As such, intellectual independence underpins our investment research process and we tend to gravitate toward segments of the market that receive less attention due to size constraints (SMID Caps), lack of analyst coverage, or areas that are temporarily out of favor due to apparent but fixable idiosyncratic or industry-wide issues.

Furthermore, we look to minimize typical institutional constraints and focus on embracing time-horizon arbitrage as well as above-average portfolio concentration in the most promising risk-adjusted return opportunities in the fund's investable universe. We believe both concepts improve the potential for superior long-run return generation. However, we want to maintain a portfolio breadth of 20-30 stocks to establish a sufficient level of diversification in the context of operating mainly in an emerging market environment, where less stable economic and political structures can induce a higher frequency of unexpected adverse events.

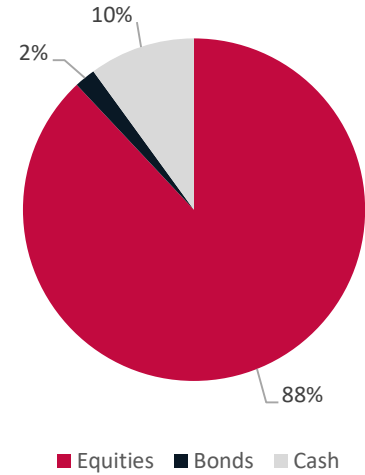
Fact Sheet - April 2026

Top Holdings

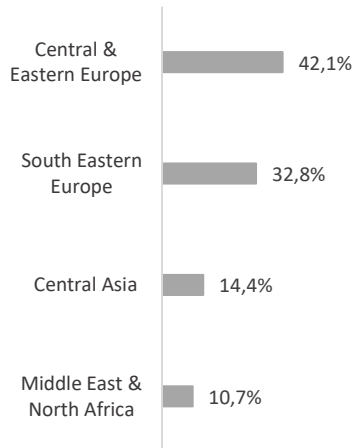
W.A.G payment solutions	7,9%
Integrated Diagnostics	5,9%
Auto Partner	5,0%
Georgia Capital	4,9%
Coca-Cola İçecek	4,2%
Logo Yazilim	3,9%
Grupa Pracuj	3,7%
Baltic Classifieds	3,5%
Kaspi	3,4%
Dino Polska	2,8%

Top 5	27,8%
Top 10	45,0%

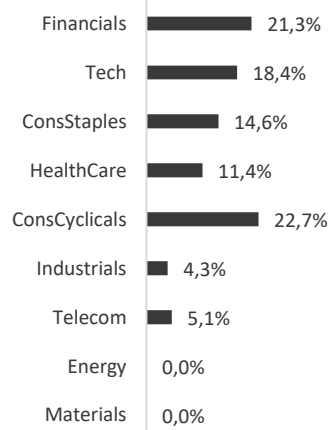
Asset Allocation



Country Allocation



Sector Allocation



Portfolio Statistics - Median Values

Market Cap EURm	1345,1
P/E NTM	10,2
Trailing Dividend Yield	2,7%
5Y Avg. ROE	16,2%
+5Y Est. Sales CAGR	6,0%
+5Y Upside to Fair Value	78,1%
Margin of Safety	43,2%